

# PokerStars settings

## Settings

## Global - Language

- Overview
- Account Details
- Global
  - Language
  - Time Zone
  - Sounds
  - Privacy
  - Communication Pref...



PLAY IN:



English



E-MAIL IN:



English

Language 2:

None

Language 3:

None

### Table Themes

Change the way your tables look. Choose theme, felt color, background and deck.

**Theme**  
Carbon Lite

**Felt Color**  
[Dark Grey]

**Backdrop Color**  
[Light Grey]

**Chips**  
[100, 25, 5]

**Backdrop Texture**  
[Dark Grey]

**Front Deck**  
[King of Spades]

**Back Deck**  
[Green]

**Apply to**  
All Tables

**Global Settings**  
 4 Color Deck

### Table Preview

Player 8: \$1,500  
Player 7: \$1,500  
Player 6: \$1,500  
Player 5: \$1,500  
chip\_ev103: \$1,500  
Player 3: \$1,470  
Player 2: \$1,485  
Player 1: \$1,500  
Player 0: \$1,500

Pot: \$240  
Community Cards: A, K, K, J, 10  
Player 2 Hand: K, A  
Pot: \$240


Buttons: Fold, Bet \$30, Raise To \$60

Buttons: OK, Cancel, Apply

**Table Themes**  
Change the way your tables look. Choose theme, felt color, background and deck.

**Theme**  
 Carbon Lite


**Felt Color** **Backdrop Color**



**Apply to**

**Global Settings**  
 4 Color Deck

**Table Preview**




OK Cancel Apply

**Table Themes**  
Change the way your tables look. Choose theme, felt color, background and deck.

**Theme**  
 Carbon Lite

**Felt Color** **Backdrop Color**

**Chips** **Backdrop Texture**




**Front Deck**

**Apply to**

**Global Settings**  
 4 Color Deck












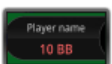
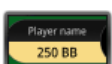
**Table Preview**









OK Cancel Apply

- Overview
- Account Details
- > Global
- > Lobby
- > Table Appearance
  - Themes
  - Table Display**
  - Animation
  - Graphics
  - Chat
  - Preferred Seat
  - Announcements
- > Gameplay
- > Buy-In / Rebuy
- > Playing History
- > Layouts
  - Table Window Position
  - Custom Layout

These options are applied globally to all tables.


 <input type="checkbox"/> Show Player Images	 <input type="checkbox"/> Highlight Active Player
 <input type="checkbox"/> Show More Games Button	 Restore All Optional Table Graphics <span style="float: right; border: 1px solid black; padding: 2px 5px;">Restore</span>
 <input type="checkbox"/> Show Stack Values in Big Blinds for Cash Games	 <input type="checkbox"/> Show Stack Values in Big Blinds for Tournaments
 <input checked="" type="checkbox"/> 4 Color Deck	 <input type="checkbox"/> Final Table Display (Tournaments)
 <input type="checkbox"/> Card Sorting	 <input type="checkbox"/> Display Chat Bubbles
 <input type="checkbox"/> Rabbit Hunt	 <input type="checkbox"/> Color-Coded Stacks (Cash Games)
 <input type="checkbox"/> Color-Coded Stacks (Tournaments)	

- Overview
- Account Details
- > Global
- > Lobby
- > Table Appearance
  - Themes
  - Table Display
  - Animation**
  - Graphics
  - Chat
  - Preferred Seat
  - Announcements
- > Gameplay
- > Buy-In / Rebuy
- > Playing History
- > Layouts
  - Table Window Position
  - Custom Layout

<b>CARD ANIMATION</b>	Select the animation style for dealing cards. This setting applies globally to all tables.
	<input type="radio"/> Normal <input type="radio"/> Turbo <input checked="" type="radio"/> Off
<b>BOUNTY ANIMATION</b>	Select the setting you want for bounty animations. This includes both Knockout and Mystery Bounty animations and applies globally to all tables.
	<input type="radio"/> On <input checked="" type="radio"/> Off
<b>ZOOM ANIMATION</b>	Select the animation style for changing tables after folding your hand. The setting applies only to Zoom tables.
	<input checked="" type="radio"/> Disabled <input type="radio"/> Enabled
<b>BACKGROUND ANIMATIONS</b>	Background animations on the table.
	<input checked="" type="radio"/> Disabled <input type="radio"/> Enabled
<b>THROWABLES</b>	Select the setting you want to use for displaying Throwables on the Aurora table.
	<input checked="" type="radio"/> Disabled <input type="radio"/> Enabled (Default)
<b>PRESTIGE</b>	Select the setting you want to use for displaying Prestige on the Aurora table.
	<input checked="" type="radio"/> Disabled <input type="radio"/> Enabled (Default)

- Overview
- Account Details
- > Global
- > Lobby
- > Table Appearance
  - Themes
  - Table Display
  - Animation
  - Graphics
  - Chat
  - Preferred Seat
  - Announcements
- > Gameplay
- > Buy-In / Rebuy
- > Playing History
- > Layouts
  - Table Window Position
  - Custom Layout


### ANIMATIONS

  Disabled  Enabled

---

### THROWABLES


Select the setting you want to use for displaying Throwables on the Aurora table.

  Disabled  Enabled (Default)

---

### PRESTIGE


Select the setting you want to use for displaying Prestige on the Aurora table.

  Disabled  Enabled (Default)

---

### BUBBLE DISPLAY


This animation plays in selected tournaments when the player is in the 'bubble' position allowing players to pop background bubbles.

  Full Display (Default)  No Animation  Disabled

---

### IN THE MONEY DISPLAY


This animation plays in selected tournaments when the player is in the 'money' position.

  Full Display (Default)  No Animation  Disabled

---

### CHIP SHUFFLE

This animation plays when the player clicks their chips at the poker table.

  Disabled  Enabled (Default)

Settings

Table Appearance - Graphics

- Overview
- Account Details
- > Global
- > Lobby
- > Table Appearance
  - Themes
  - Table Display
  - Animation
  - Graphics
  - Chat
  - Preferred Seat
  - Announcements
- > Gameplay
- > Buy-In / Rebuy
- > Playing History
- > Layouts

### GRAPHICS QUALITY

Changes the visual quality of the table graphics to help performance.

High  Medium  Low

---

### FRAMERATE

Changes the smoothness of the table animations.

Max  High  Medium  Low

---

### Use Hardware Acceleration

This setting is used to enable hardware-accelerated rendering.

Detect Automatically (default)  Yes (use this option when you have an advanced video card)  No

Settings

Table Appearance - Chat

- Overview
- Account Details
- > Global
- > Lobby
- > Table Appearance
  - Themes
  - Table Display
  - Animation
  - Graphics
  - Chat
  - Preferred Seat
  - Announcements
- > Gameplay
- > Buy-In / Rebuy
- > Playing History
- > Layouts

These options are applied globally to all tables.

### DEALER MESSAGES

Silent  Normal  Everything

### CHAT APPEARANCE

Dark  Light

---

### DEFAULT CHAT TAB

Cash Games:

Tournaments / Sit & Go:

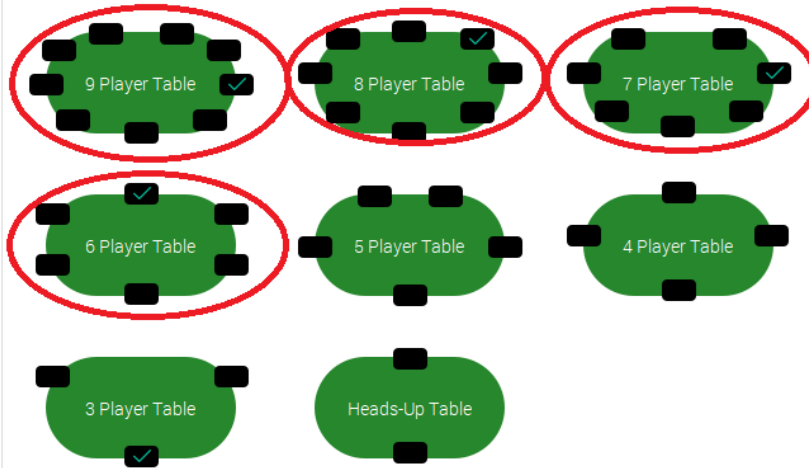
- Overview
- Account Details
- > Global
- > Lobby
- > Table Appearance
  - Themes
  - Table Display
  - Animation
  - Graphics
  - Chat
  - Preferred Seat
  - Announcements
- > Gameplay
- > Buy-In / Rebuy
- > Playing History
- > Layouts

Enabling Auto-Center will position your seat at the bottom-center of tables where you haven't selected a preferred seat.

**i** Please note: Auto-Center is always enabled on Zoom tables.

- Don't Auto-Center me
- Always Auto-Center me

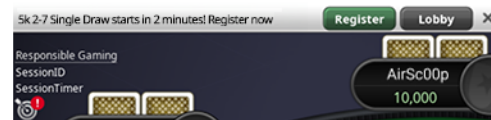
Your preferred seat position is shown for each of our max-player table sizes. Click on any seat to change your preferred seat position for that table size.



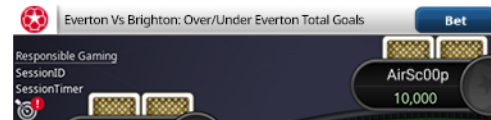
- Overview
- Account Details
- > Global
- > Lobby
- > Table Appearance
  - Themes
  - Table Display
  - Animation
  - Graphics
  - Chat
  - Preferred Seat
  - Announcements
- > Gameplay
- > Buy-In / Rebuy
- > Playing History
- > Layouts

We sometimes display messages with relevant announcements to you, including upcoming tournaments and rewards you've received. If you do not want to see them, you can disable these announcements by unchecking these boxes.

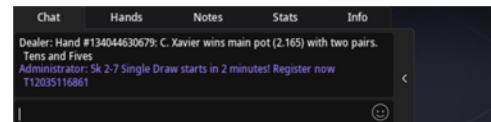
Message Box on Table



Sport Message



Chat Message



- Overview
- Account Details
- > Global
- > Lobby
- > Table Appearance
  - Themes
  - Table Display
  - Animation
  - Graphics
  - Chat
  - Preferred Seat
  - Announcements
- > Gameplay
  - Show / Muck Hands
  - Bet Slider**
  - Time Bank
  - Run It Twice
  - All-in Cash Out
  - Player Notes
  - Hotkeys
  - Multi-Tabling
  - Advanced
- > Buy-In / Rebuy
- > Playing History
- > Layouts

These settings control how your bet slider operates at all tables:

INCREMENTAL ADJUSTMENTS

- Adjust bet size with the Big Blind
- Adjust bet size with the Small Blind

MOUSE OPTIONS

- Jump to Clicked Position
- Invert Mouse Wheel

Shortcuts are small buttons above the bet slider that allow you to quickly make a bet of a predefined amount. Click each shortcut button to customise the bet amount

Bet Shortcuts (Cash Games)

Reset to default

Pre-flop

Min

3 BB

Pot

Max

Post-flop

33% of Pot

50% of Pot

Pot

Max

Bet Shortcuts (Tournaments)

Reset to default

Pre-flop

Min

3 BB

Pot

Max

Post-flop

33% of Pot

50% of Pot

Pot

Max

- Overview
- Account Details
- > Global
- > Lobby
- > Table Appearance
  - Themes
  - Table Display

Automatically Trigger the Time Bank

- When you have money invested in the pot (Including Blinds and Antes)
- Always
- Never

- Overview
- Account Details
- > Global
- > Lobby
- > Table Appearance
  - Themes
  - Table Display
  - Animation
  - Graphics
  - Chat
  - Preferred Seat
  - Announcements
- > Gameplay
  - Show / Muck Hands
  - Bet Slider
  - Time Bank

**!** All-in cash out allows you to instantly get value for your hand in cash game all-in situations. The way it works: whenever you are all-in before the river you will be offered to cash out your hand. The cash out amount you will receive is calculated based on your hand's probability to win the pot after all community cards are dealt. Cashing out means you receive instant money risk-free but are no longer eligible to win the pot.

Cash Out Options

- Enabled**  
You will be asked in all-in situations if you want to cash out your hand or play normally.
- Disabled**  
You will not be offered cash out in all-in situations and will always play your hand normally.

[All-in Cash Out Rules & Info](#)

- Overview
- Account Details
- > Global
- > Lobby
- > Table Appearance
- > Gameplay
  - Show / Muck Hands
  - Bet Slider
  - Run It Twice
  - All-in Cash Out
  - Player Notes
  - Hotkeys
  - Multi-Tabling**
  - Advanced
- > Buy-In / Rebuy
- > Playing History
- > Layouts

These settings control window and game features when you play at multiple tables and tournaments.

**GENERAL**

- Popup table whenever user action is required
  - Don't steal focus
- Highlight bet amount
- Single click table activation

**TOURNAMENTS / SIT & GO**

- New tournaments take focus
- Auto-close tournament without notification
- Auto-open tournament lobby
- Allow registration(s) without showing Buy-In dialog
- Mark me as [I'm Ready] at start of Sit & Go tournaments
- Always Start n-Stack Tournaments with Maximum Chips

**TABLE THEME CUSTOMIZATION**

- Right-Click table to customize theme & background
  - Apply changes to this table only

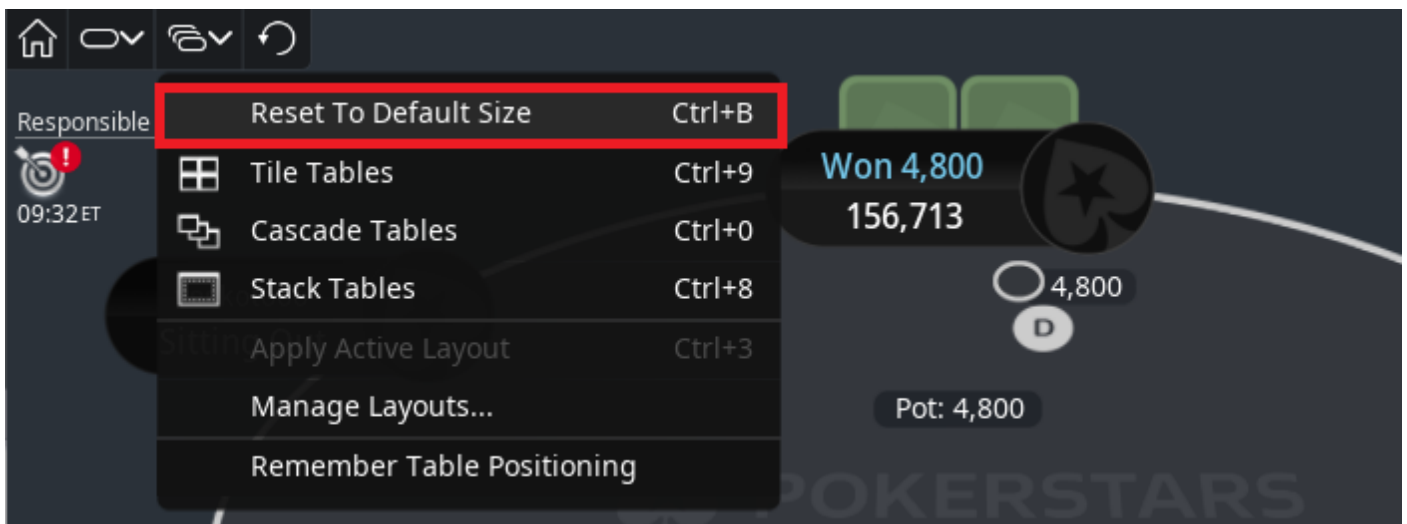
- Settings
- Overview
- Account Details
- > Global
- > Lobby
- > Table Appearance
  - Themes
  - Table Display
  - Animation

Gameplay - Advanced

**GENERAL**

- Set/bet % of pot: Don't round to nearest blind
- Disable table surfaced side games
- Hand Timer 00 : 00

The table size should be the default:



Be sure to use the stealth settings!