

# PartyPoker settings

HoldemBot demo-version works on PartyPoker 6-max cash tables only!

Poker room client must be in English! The settings should be as follows:

Basic

Theme

Interactive Features

Advanced

Table options

Bet Slider

Multi-tabling

**Basic Settings**

Enable basic game sounds

Cards and chips animation

Muck losing/Uncalled hands

Enable Spins animation sounds

**Player Image**

Display player image at the table

Image Library

Upload Image

**fastforward Animations**

Fade

Off

Basic

Theme

Interactive Features

Advanced

Table options

Bet Slider

Multi-tabling

**Select Table Preferences**

**Themes**

Modern  Apply special theme and cards, e.g. Powerfest

**Apply to**

All  Apply Final table themes

**Table Shape**

**Felt Colour**

**Background**

**Deck Type** K♣ K♠

**Card Back** ♦

**Preview**

Basic

Theme

Interactive Features

Advanced

Table options

Bet Slider

Multi-tabling

**Diamonds**

Show Diamond Balance

Turn off all features, Diamond balance, Rabbit and Throw animations

**Throw Animations**

Hide all throw animations

**Rabbit**

Turn off rabbit animations

**Emojis**

Hide all animated emojis

**Chat**

Enable chat feature

Enable Bubble Chat Feature

Spend diamonds to use Rabbit feature and reveal the undealt cards

Throw objects at players to express your emotions

- Basic
- Theme
- Interactive Features
- Advanced
- Table options
- Bet Slider
- Multi-tabling

### General settings

- Lobby always on top
- Turn off side panel (except Sit & Gos) ?
- Turn off side panel for Sit & Gos
- Remember table arrangement
- Help on mouse-over
- Open tables in maximum size
- Display casino game button
- Display sports shortcut on game table

### Set tournament reminder

- Show alert 5 min
- Email me 1 hour

### Buy-in options

Auto buy-in to cash game tables:

- No Limit/Pot Limit Max buy-in
- Limit 5 x Min buy-in
- Applies to Real Name Cash Games  
Your real name will be displayed to players in this game.

Auto-rebuy to Max (only on tables where this option is available)

Buy-in for tournaments:

First use T\$ and then use cash

fastforward Auto buy-in

Number of seats 6

- Basic
- Theme
- Interactive Features
- Advanced
- Table options
- Bet Slider
- Multi-tabling

### Display Options

- Enable "Fold and Show" feature
- Show hand strength
- Enable 3-colour action buttons
- Use Yellow Player Balance at Table
- Turn off table announcement dialog
- Enable multi colour in the money (ITM) display.

### Shortcuts

- Use keyboard shortcuts for various commands
- Use F1, F2 and F3 to Fold, Call and Bet

### Display Big Blinds

Enabling this setting will convert all chip values on the table to the number of big blinds. This includes chip stacks, bet amounts and pots.

Enable for:

- Cash Games
- fastpoker
- Sit & Gos
- Tournaments

- Basic
- Theme
- Interactive Features
- Advanced
- Table options
- Bet Slider
- Multi-tabling

### Custom Bet Button Options

(These options are not available for the classic table)

- Enable Custom Bet Options
- Enable One Click Custom Bet at all tables

	Pre-flop	Post-flop
Button 1	Min Bet	1/2 Pot
Button 2	# of BB* 2,5 BB*	2/3 Pot
Button 3	# of BB* 3 BB*	3/4 Pot
Button 4	# of BB* 3,5 BB*	Pot
Button 5	Max Bet	Max Bet

### Slider Options

Slider behaviour Linear

Adjust Bet Size by Small Blind\*

### Mouse Control Options

- Enable Mouse Wheel
- Jump to clicked position

\*Please note: Amounts will be in Ante for short deck games.

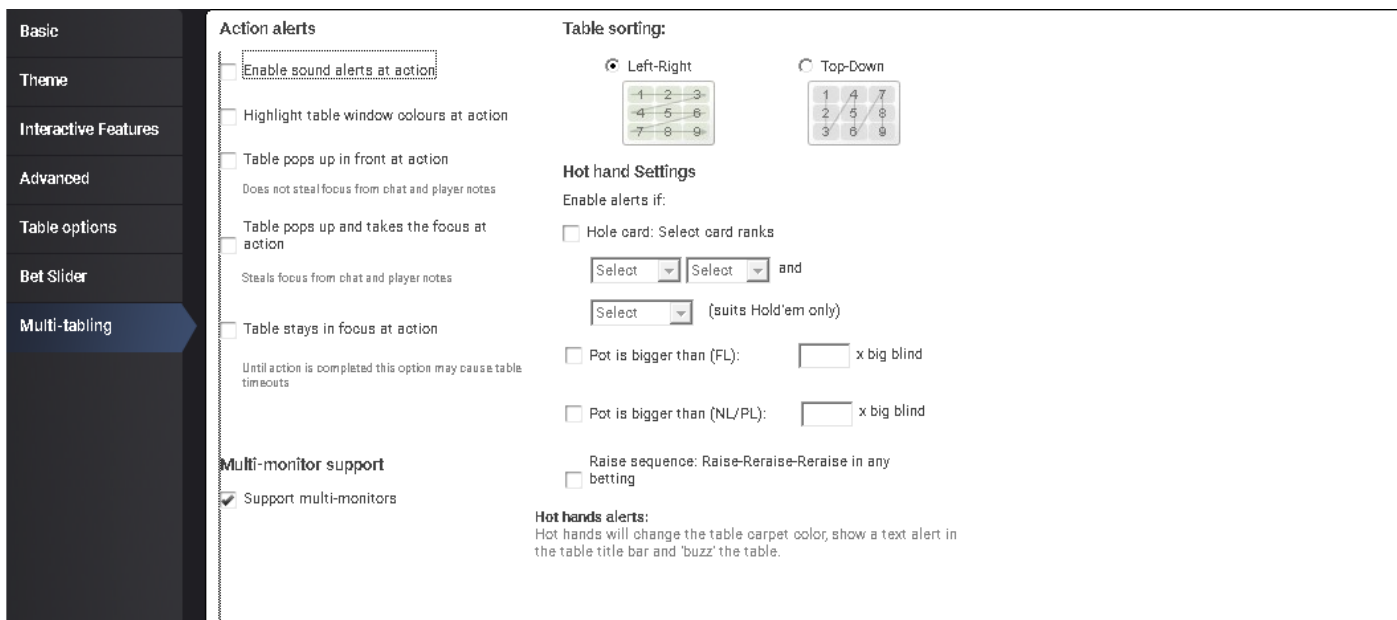
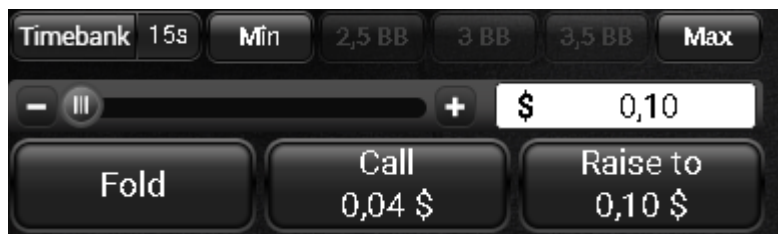
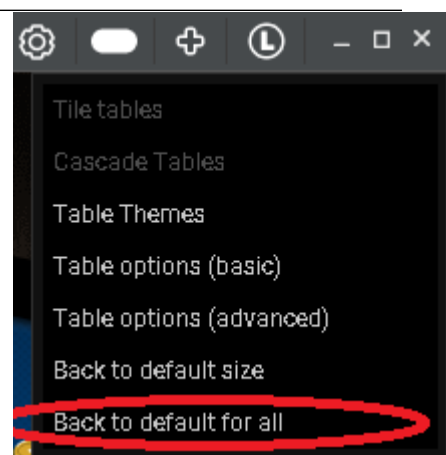


Table size should be «default»:

**Attention:** usually PartyPoker uses «.» symbol as decimal delimiter. But if your client uses comma «,» (see picture below), you must change tablemaps in /scraper bot folder.



Open PartyPoker6max\_cash.tm in notepad and add this line to //strings section:  
`s$use_comma_instead_of_dot true`

For example:

```
//
// strings
//

s$use_comma_instead_of_dot true
s$!titletext SPINS
```

And then save this file. Do the same with other partypoker .tm files (if you have the full version).