

# GGPoker Settings

- Betting
- Buy-in
- Card Squeeze
- Chip Shuffle
- Devices
- Hotkey
- Language
- Smart Focus
- Sound
- Streamer Mode
- Switch Chip Display
- Table Theme
- Time Bank

## Betting

Adjust bet size with

- Big Blind
- Small Blind


Mouse Wheel

- Scroll up to increase
- Scroll up to decrease

Ask when using 'Enter' to bet

- Always confirm
- Never confirm

### Bet Amount Shortcut




	Button 1	Button 2	Button 3	Button 4
Opening Bet Size (Big Blind or Button Blind)	2BB	2.5BB	3BB	Max
Normal Bet Size (% of Pot)	50%	75%	100%	Max

Don't round to nearest blind

- Betting
- Buy-in
- Card Squeeze
- Chip Shuffle
- Hotkey
- Language
- Smart Focus
- Sound
- Streamer Mode
- Switch Chip Display
- Table Theme
- Time Bank

## Default Buy-In

Min Max



If your Buy-in setting is lower than the table's minimum, you will be seated with the lowest amount allowed

### Automatic Buy-In

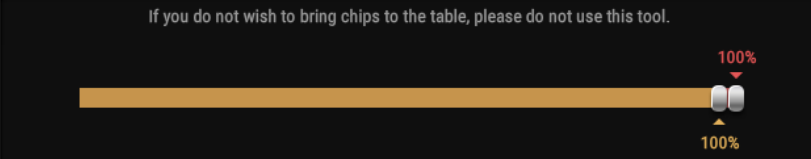
Get seated immediately without opening the Buy-in window.

Default  USD Balance  Cash Dollar

### Auto Top-up

On

If you do not wish to bring chips to the table, please do not use this tool.



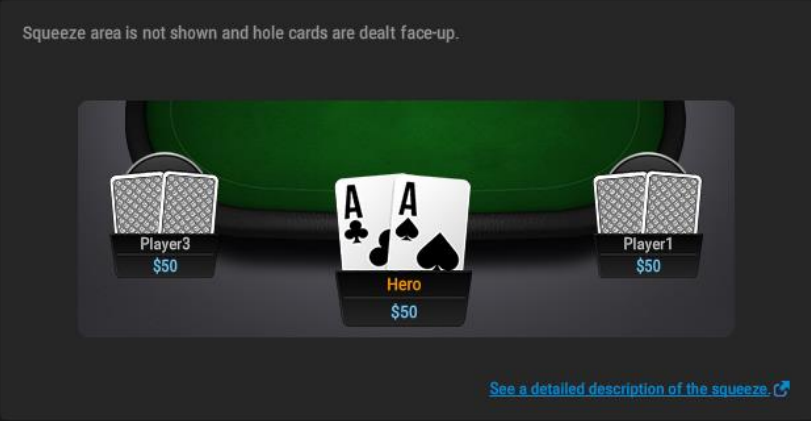
If your chips drop below 100% of maximum buy-in, your stack will be automatically topped up to 100% of maximum buy-in.

- Betting
- Buy-in
- Card Squeeze
- Chip Shuffle
- Hotkey
- Language
- Smart Focus
- Sound
- Streamer Mode
- Switch Chip Display
- Table Theme
- Time Bank

## Card Squeeze

Off

Squeeze area is not shown and hole cards are dealt face-up.



[See a detailed description of the squeeze.](#)

- Betting
- Buy-in
- Card Squeeze
- Chip Shuffle
- Hotkey
- Language
- Smart Focus
- Sound
- Streamer Mode
- Switch Chip Display
- Table Theme
- Time Bank

## Chip Shuffle Off

Choose your chip shuffling preferences.


Direction

- Scroll Up to Shuffle
- Scroll Down to Shuffle

---

Sensitivity

- Low
- Normal
- High



Test out your preferences here

- Betting
- Buy-in
- Card Squeeze
- Chip Shuffle
- Hotkey
- Language
- Smart Focus
- Sound
- Streamer Mode
- Switch Chip Display
- Table Theme
- Time Bank

## Use Hotkey Off

Table Actions On

Fold / Fold to any bet	F1	✕
Check / Call	F2	✕
Bet / Raise	F3	✕
Select Bet Amount (Button 1)	Ctrl + 1	✕
Select Bet Amount (Button 2)	Ctrl + 2	✕
Select Bet Amount (Button 3)	Ctrl + 3	✕
Select Bet Amount (Button 4)	Ctrl + 4	✕
New Hand (Rush & Cash)	<i>Enter shortcut key to use</i>	
Select Bet Amount & Bet (Button 1)	<i>Enter shortcut key to use</i>	

- Betting
- Buy-in
- Card Squeeze
- Chip Shuffle
- Hotkey
- Language
- Smart Focus
- Sound
- Streamer Mode
- Switch Chip Display
- Table Theme
- Time Bank

## Language

Deutsch

English

Español

Eesti

Français

Bahasa

日本語

Latviešu

Português

Русский

ภาษาไทย

Türkçe

Tiếng Việt

中文(简体)

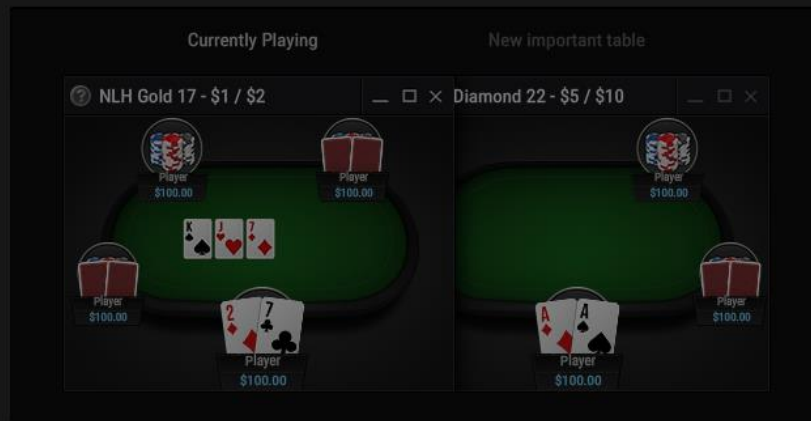
Nederlands

Suomi

- Betting
- Buy-in
- Card Squeeze
- Chip Shuffle
- Hotkey
- Language
- Smart Focus**
- Sound
- Streamer Mode
- Switch Chip Display
- Table Theme
- Time Bank

### Smart Focus Off

Game will automatically determine your most important table and pop it up.



OK Cancel Apply

- Betting
- Buy-in
- Card Squeeze
- Chip Shuffle
- Hotkey
- Language
- Smart Focus
- Sound
- Streamer Mode**
- Switch Chip Display
- Table Theme
- Time Bank

### Streamer Mode Off

Hole cards will be face-down on the table. Your hole cards will be shown instead within the panel below the table at all times. You may choose to reveal your hole cards on the table at any time.



- In streamer mode, the following features will also be provided.
- Streamer Mode panel, to view all of your tables and hole cards
  - Highlight Tables
  - Hide your balance

- Betting
- Buy-in
- Card Squeeze
- Chip Shuffle
- Hotkey
- Language
- Smart Focus
- Sound
- Streamer Mode
- Switch Chip Display**
- Table Theme
- Time Bank

### Switch Chip Display Off

For cash game, you can switch the default chip display to your preference below. For tournaments, you can only switch to Big Blind. Select your preferred chip display Always open table with the above selection Click to switch chip display.

Select your Alternative Unit for Chip Display

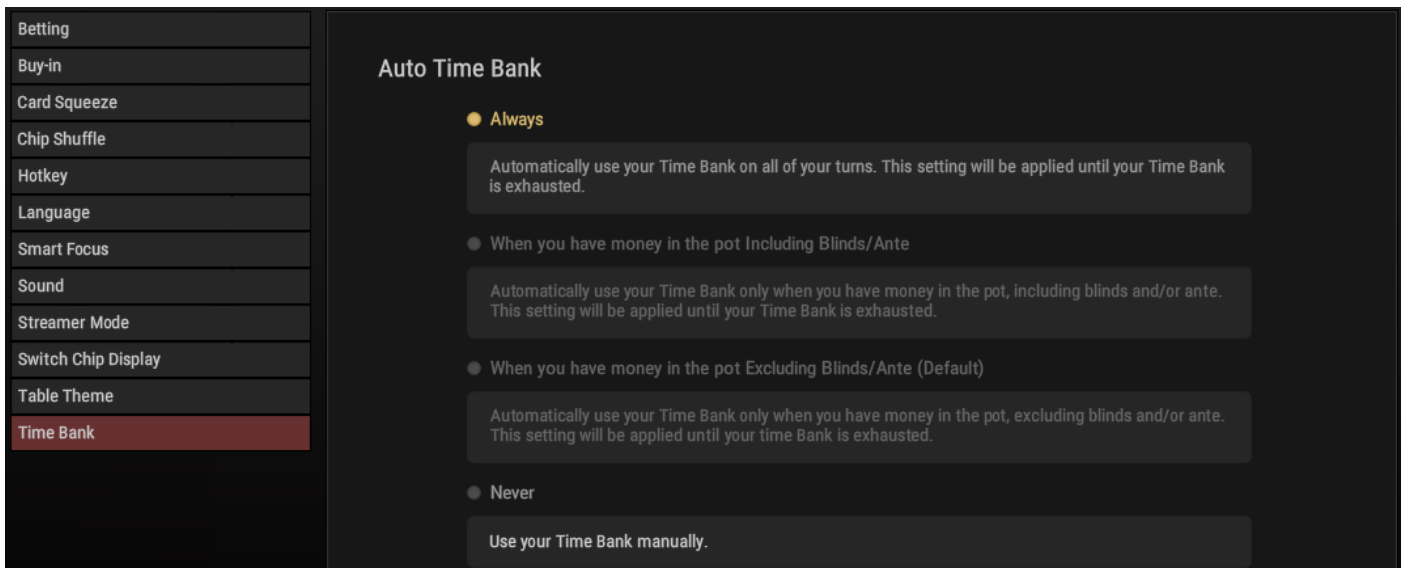
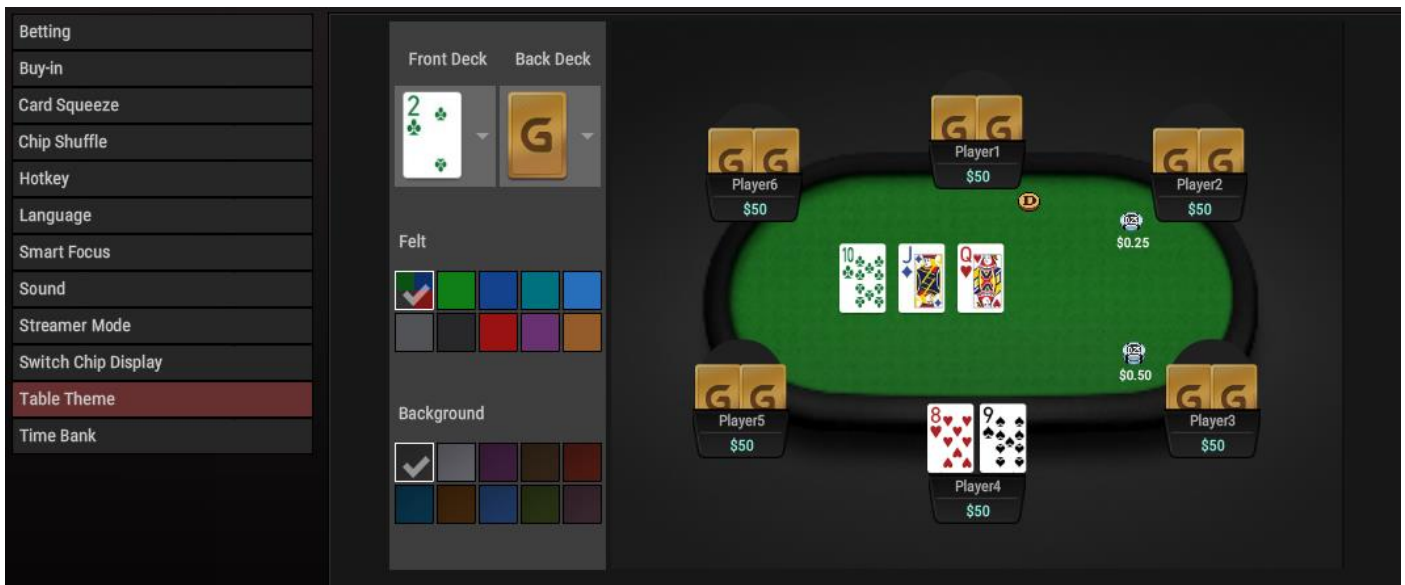
- Big Blind
- CNY (¥)
- GBP (£)
- RUB (₽)
- USD (\$)
- EUR (€)
- BRL (R\$)



✓ Open table with Alternative Chip

Click to change display

Left-click or touch on the Stack to switch between chip displays



Your poker table size should be default! Don't resize the table! To set the default table size, cascade the tables:



You can place tables on your monitor screen as you wish, the main thing is that the table size is the default and the bet buttons do not overlap each other.

Don't move your stacks into the big blinds! Stack size should be in chips, not in big blinds!