

Settings for 888 Poker

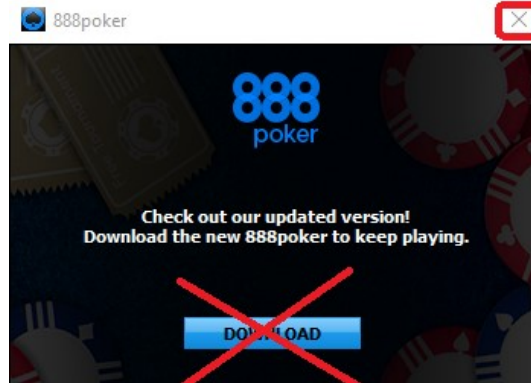
888 Language should be set to English!

If You have a new client, delete it and install the old one from here:

http://holdembot.net/files/888poker_installer.exe

If you want to run the client as different user, you must install it as different user!

At the end of the installation, it will ask you to update — do not agree.

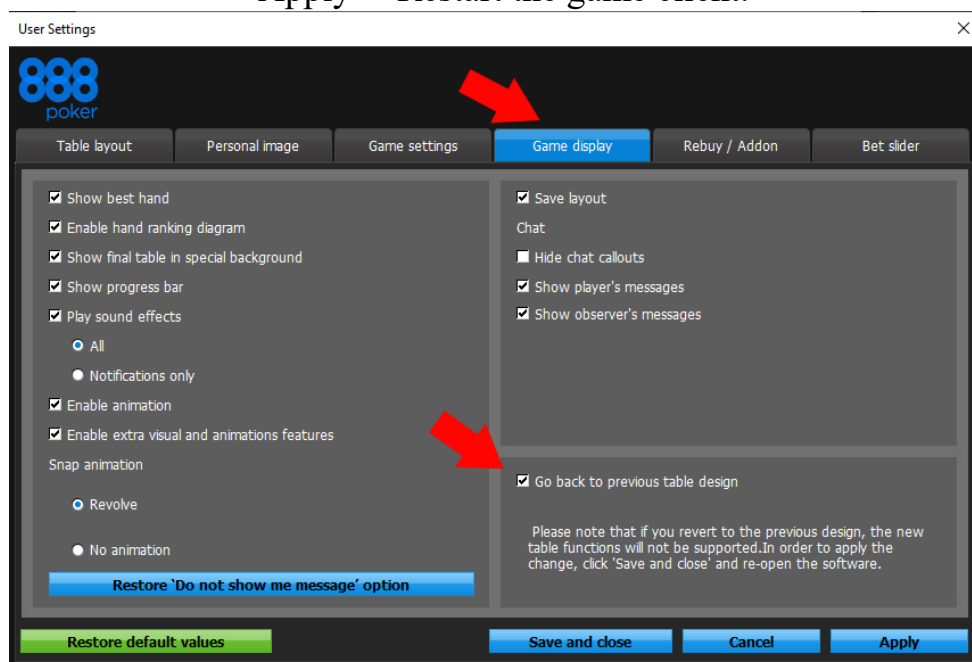


Download file Version.cxm from here: <http://holdembot.net/files/Version.cxm>

And replace it in C:\Users\user\AppData\Roaming\PacificPoker\Utils

Instead of / user / should be the name of your user.

Run the 888poker game client, which no longer asks to be updated. If necessary, go to the top Settings> Game display> Check the box "Go back to previous table design"> Click "Apply"> Restart the game client.



If this does not help, replace the UserSettings.xml file before starting the client.

Download from here <http://holdembot.net/files/UserSettings.xml> and replace it in

c:\Users\User\AppData\Roaming\PacificPoker\Utils\

Now configure 888poker client:

User Settings



888 poker

Table layout | Personal image | Game settings | Game display

Choose your table theme

Choose your deck

Choose your cards' face

- Enable action colour on name plate
- Do not show personal images on table
- Full card view
- Save layout
- Use Snap theme
- Use Progressive KO theme

Restore default values | Save and close | Cancel | Apply

User Settings



888 poker

Table layout | Personal image | Game settings | Game display

Current personal image

Choose image from gallery

Holidays

Restore default values | Save and close | Cancel | Apply

888 poker

Table layout Personal image **Game settings** Game display

- Open lobby once a table is closed
- Show casino games button
- Show casino mini-games by default in tournaments
- Hide bankroll balance
- Disable shortcut keys
- Show folded cards
 - Upon sliding the mouse over the name plate
 - As faded cards until the end of the round

Time bank activation

- Automatic
- Manual

When it's my turn to play:

- Pop up the game window
- Flash the task bar

Language:

Default minimum bet:

Tournament auto Rebuy/Add-on options

- Auto Rebuy
- Auto Double Rebuy
- Rebuy Whenever Possible
- Auto Add-on

Keep my hand history in:

Days to keep hand history:

888 poker

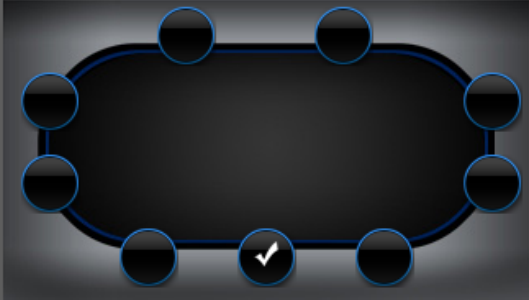
Table layout Personal image Game settings **Game display**

- Show best hand
- Show final table in special background
- Progress bar settings
 - Show bonus bar by default, and status bar when there are no bonuses
 - Show status bar at all times
- Play sound effects
 - All
 - Notifications only
- Enable animation
- Enable extra visual and animations features

Snap animation

- Revolve
- Fade
- No animation

Preferred seat:



- Hide chat callouts
- Show Dealer messages
- Show player's messages
- Show observer's messages



Table layout | Personal image | Game settings | **Game display**

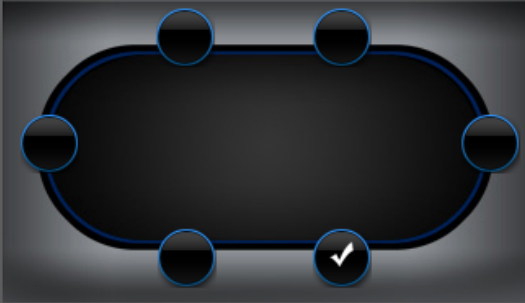
- Show best hand
- Show final table in special background
- Progress bar settings
 - Show bonus bar by default, and status bar when there are no bonuses
 - Show status bar at all times
- Play sound effects
 - All
 - Notifications only
- Enable animation
- Enable extra visual and animations features

Snap animation

- Revolve
- Fade
- No animation

Restore 'Do not show me message' option

Preferred seat: **6 Seats**



- Hide chat callouts
- Show Dealer messages
- Show player's messages
- Show observer's messages

? Switch to new table design

Restore default values | **Save and close** | **Cancel** | **Apply**



Table layout | Personal image | Game settings | **Game display**

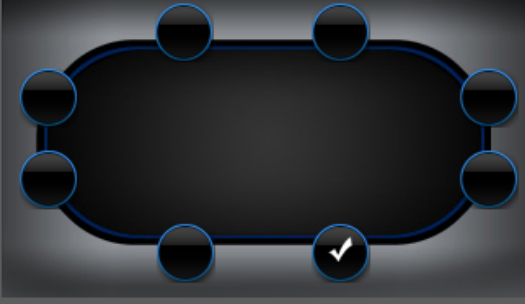
- Show best hand
- Show final table in special background
- Progress bar settings
 - Show bonus bar by default, and status bar when there are no bonuses
 - Show status bar at all times
- Play sound effects
 - All
 - Notifications only
- Enable animation
- Enable extra visual and animations features

Snap animation

- Revolve
- Fade
- No animation

Restore 'Do not show me message' option

Preferred seat: **8 Seats**



- Hide chat callouts
- Show Dealer messages
- Show player's messages
- Show observer's messages

? Switch to new table design

Restore default values | **Save and close** | **Cancel** | **Apply**

In order for the bot to connect to the table and read data from the table, its size must be 794×546. To do this, run the /tools/888_resizer.exe utility as an administrator. You can rename it to any other name. If the bot does not connect to the table or reads data from it incorrectly, resize the table manually so that 888_resizer.exe can resize the table to the required size.

Download 888_resizer.exe: holdembot.net/files/888_resizer.exe

To handle pop-ups in tournaments, run /tools/888_popup_clicker.exe as an administrator. You can rename it to any other name.

Download 888_popup_clicker.exe : holdembot.net/files/888_popup_clicker.exe

888_popup_clicker.exe can make it difficult to enter the client lobby, so start it after entering in lobby, or pause before entering.

Go to bot settings:

Edit -> Preferences -> Autoplayer -> Stable frames required to 6

Scraper -> Scraper delay to 1000